

FULL-TIME PLACEMENT

2010 Graduates



Offers & Accepts

	Domestic	International	Overall
Offers	96%	93%	95%
Accepts	96%	93%	95%

Within 3 months of graduation.

Compensation

	Domestic	International	Overall
Average Starting Salary	\$91,330	\$76,100	\$86,078
High Salary	\$236,680		
Low Salary	\$60,000		

Average Signing Bonus	\$11,875	\$10,500	\$11,471
------------------------------	-----------------	-----------------	-----------------

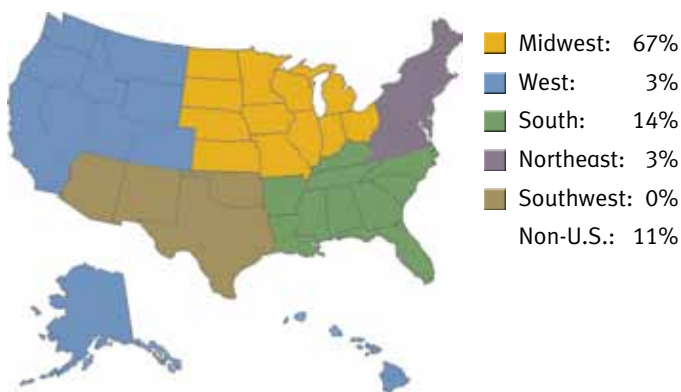
Sources

Career Services Facilitated	72%
Student Facilitated	28%

Sample of Hiring Companies

Amazon, Google, eBay, Pearson, Cognizant, HNI Corporation, GE, Johnson & Johnson, Kraft Foods, Delta Air Lines, Sears, 3M, Nestle-Purina, Land O'Lakes, Discover, AEGON USA, Bridgestone Bandag, Payless ShoeSource, Shell, Accenture (China), Breneman Winbush

Placement by Region



By Function

	Percent of Class	Average Salary
Finance/Accounting	34%	\$79,367
Marketing/Sales	25%	\$83,500
Other	11%	\$62,833
Operations/Logistics	11%	\$90,000
Consulting	8%	\$81,667
General Management	8%	\$138,227
Human Resources	3%	*

By Industry

	Percent of Class	Average Salary
Other	22%	\$96,883
Consumer Products	19%	\$92,917
Financial Services	17%	\$77,000
Technology	14%	\$78,570
Manufacturing	11%	\$75,667
Consulting	6%	\$85,000
Government	6%	*
Petroleum/Energy	3%	*
Health Care Services	3%	*

* Cannot report salary, fewer than 2 data points

Placement by Function



INTERNSHIP PLACEMENT

Summer 2010



Acceptance Rate

Overall
Internship Accept Rate 100%

Compensation

Average Starting Salary \$4,181

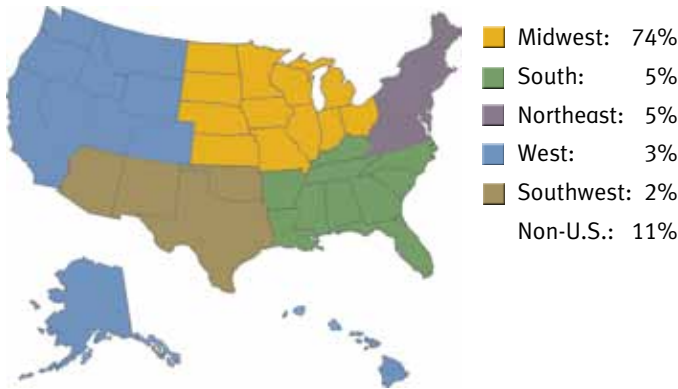
Sources

Career Services Facilitated 72%
Student Facilitated 28%

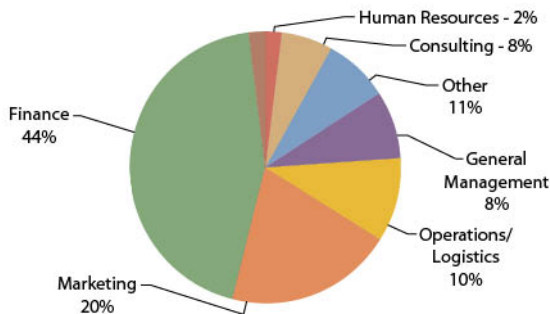
Sample of Hiring Companies

Citigroup, Vanguard, Aviva, Continental Airlines, Darden Restaurants, Ford Motor Company, Gavlion Group, Goldman Sachs, Land O'Lakes/Purina, Nuveen, Siemens, United Stationers, AEGON USA, Best Buy, AGCO

Internships by Region



Internships by Function



By Function

	Percent of Class	Avg. Monthly Salary
Finance	44%	\$4,743
Marketing	20%	\$4,199
Operations	10%	\$4,460
Other	8%	\$3,840
General Management	8%	\$4,250
Consulting	6%	\$4,400
Information Technology	2%	*
Human Resources	2%	*

By Industry

	Percent of Class	Avg. Monthly Salary
Financial Services	25%	\$5,032
Other	18%	\$4,550
Manufacturing	11%	\$4,655
Consumer Products	10%	\$5,345
Pharm/Biotech/Healthcare	10%	\$3,520
Technology	8%	*
Non-profit	7%	*
Government	5%	*
Media/Entertainment	2%	*
Petroleum/Energy	2%	*
Consulting	2%	*

* Cannot report salary, fewer than three data points